

ACPA 2022 FINAL REHEARSAL & PERFORMANCE INFO

DRESS REHEARSAL | FRIDAY 9TH DEC

Location: The Influencers Church: 57 Darley Road, Paradise

Students are to arrive in their first costume including correct shoes and accessories. Hair is to be done, [please click here](#) for our notice with these details.

No make-up required for this rehearsal.

SEE TIMINGS FOR FRIDAY BELOW + WHICH CLASSES ARE REQUIRED:

SHOWCASE 1 DANCE STAR & MINNIES ONLY

8.40am Arrival time

9.00am - 9:45am Showcase 1 rehearsal

*Parents to wait in foyer and students will be brought out when they have finished their rehearsal.

SHOWCASE 3

9.20am Arrival time

10.00 – 11.15am Newsies rehearsal

- TC Pro & TC

11.00am Arrival time

11.30 – 1.30pm Showcase 3 | Act 1

- Ballet 6 & 7 Thurs & Sat
- Ballet 5 Tues & Sat
- Contemporary 3 & 4
- Hip Hop 4
- Jazz 6, 7 & 8 Thurs & Sat
- Jazz 4 & 5 Tues & Sat
- Tap 4 & 5
- Open Contemporary
- Competition Teams YTC, TC, TC Pro, Elementz, District 37, Project Swag, Republic 2.0

1.30pm Arrival time

2.00 – 3.00pm Showcase 3 | Act 2 Rehearsal time

- Ballet 4 Tues & Sat
- Ballet 8 Thurs & Sat
- Senior Open Hip Hop
- Senior Open Jazz
- Tap 6, 7 & 8
- The Company
- Competition Teams YTC, TC, TC Pro, Elementz, District 37, Project Swag, Republic 2.0

SHOWCASE 2

2.30pm Arrival time

3.00 – 4.00pm Showcase 2 | Act 1 (Alice in Funderland section only)

- YTC
- Jazz 1 Sat 8am
- Acro 1 Mon
- Junior Kids Hip Hop Sat
- Ballet 2 Tues & Sat
- Musical Theatre Inter

3.30pm Arrival time

4.00 - 5.15pm Showcase 2 | Act 1 (remaining students in Act 1)

- Ballet 1 & 3 Tuesday & Saturday
- Boys Class 3
- Contemporary 1 & 2
- Junior Acro Monday & Saturday
- Junior Ballet Wednesday
- Junior Jazz Saturday
- Jazz 1 Tuesday
- Jazz 2 Saturday 10.15am
- Intermediate Open Jazz Tuesday & Saturday
- Hip Hop 2 Tuesday & Saturday 10.15am
- Hip Hop 3
- Tap 1 & 2
- Jazz Troupes - Mini Troupe, Jazz Troupe
- Competition Teams – Lil Dynamites, Project Sway, TC Pro, YTC

4.30pm Arrival time

5.15 - 7.30pm Showcase 2 | Act 2

- Acro 1/2 & 2/3
- Boys Class 1 & 2
- Junior Ballet Saturday
- Junior Kids Hip Hop Monday
- Junior Tap
- Junior Jazz Monday
- Jazz 1 Saturday 10.15am
- Jazz 2 Tuesday & Saturday 12.30pm
- Jazz 3 & 5 Tuesday & Saturday
- Hip Hop 1 Saturday
- Hip Hop 1 Tuesday & Thursday
- Hip Hop 2 Saturday 12.30pm
- Musical Theatre Junior
- Tap 3
- Flash Fitness
- Jazz Troupes - Mini Troupe, Junior Jazz Troupe, Jazz Troupe
- Competition Teams – YTC, TC Pro, Lil Dynamites, Elementz, District, Republic, Project Swag

Process for arriving and collecting your child at the venue

Step 1: Please bring your child to the venue dressed in their costume (dance shoes should be bought in a labelled bag so they can change into them once they are backstage). Students performing in more than one routine are to arrive in their first costume (a running order will be provided closer to the date) with all other costumes in a clearly labelled costume bag.

Step 2: The venue has an extremely large carpark that will accommodate all families and once finding a park please make your way to the backstage entrance which is located down the LEFT HAND SIDE of the venue. You will be greeted by the production volunteers and staff that will check your child in before escorting them to the backstage area where we will prepare them for the rehearsal. Please assure you allow enough time for parking and dropping off your child as it is imperative that your child arrives on time.

Step 3: Due to a tight schedule the rehearsal for each showcase will commence on time and all students will have the opportunity to perform on stage making them feel extra confident for the night of the performance.

Once students have performed their routine a notification will be uploaded into the “Band App” to alert parents. Students may be collected from the same area they were dropped off. Students must take their costumes home therefore please ensure to check your child’s costumes prior to leaving to avoid any missing items. Students will only be allowed to leave the carpark area if they are accompanied by a parent or guardian.

What is required

All students will be required to bring the following items:

- Costumes, packed neatly and labelled
- Footwear
- Stockings and skin tone underwear
- Healthy snacks and water bottle
- Any medication of necessary, please email Andi at info@acpa.com.au prior to the day so we can pass this onto our first aid manager.

SHOW DAY | SATURDAY 10TH DEC

Location: The Influencers Church: 57 Darley Road, Paradise

The performance day is by far the most exciting day for all our students! The arrival process is identical to our technical rehearsal whilst the only difference is that all students are to remain backstage for the entire performance. **No student may be collected part way through the performance.** This process allows parents to enjoy the full performance and more importantly ensure that every performer has the same level of support from families in the audience.

Please see below the student arrival, performance and finishing times.

SHOWCASE 1 – ALL STUDENTS IN ACT 1 & 2

9:30am: All Students to arrive

10:00am: Doors open

10:30am: Showcase 1 begins

11:30pm: Showcase 1 concludes

SHOWCASE 2 – ALL STUDENTS IN ACT 1 & 2

12.30pm: All Showcase 2 Students to arrive

2.00pm – 3.15pm: Showcase 2 – Act 1

3.15pm – 3.35pm: Interval

3.35pm - 5.00pm: Showcase 2 – Act 2

SHOWCASE 3 – ALL STUDENTS IN ACT 1 & 2

6.15pm: All Showcase 3 Students to arrive

7.00pm – 8.15pm: Showcase 3 – Act 1

8.15pm – 8.30pm: Interval

8.30pm - 9.30pm: Showcase 3 – Act 2

WHAT SHOWCASE IS MY CHILD IN?

Showcase 1:

- All Dance Star classes
- All Minnies classes
- Jazz Troupes - Mini Troupe, Junior Jazz Troupe, Jazz Troupe
- Competition teams - Lil Dynamites

Showcase 2

- Acro 1 Monday & 1/2 Saturday
- Acro 2 & 3
- Ballet 1, 2 & 3 Tuesday & Saturday
- Boys Class 1, 2 & 3
- Contemporary 1 & 2
- Flash Fitness
- Junior Acro Monday & Saturday
- Junior Ballet Wednesday & Saturday
- Junior Kids Hip Hop Monday & Saturday
- Junior Jazz Monday & Saturday
- Junior Tap
- Jazz 1 Saturday 8am & 10.15am
- Jazz 1 Tuesday
- Jazz 2 Tuesday & Saturday 12.30pm
- Jazz 2 Saturday 10.15am
- Jazz 3 & 5 Tuesday & Saturday
- Intermediate Open Jazz Tuesday & Saturday
- Hip Hop 1 Saturday
- Hip Hop 1 Tuesday & Thursday
- Hip Hop 2 Tuesday & Saturday 10.15am
- Hip Hop 2 Saturday 12.30pm
- Hip Hop 3
- Musical Theatre Junior & Intermediate
- Tap 1 & 2 & 3
- Jazz Troupes - Mini Troupe, Junior Jazz Troupe, Jazz Troupe
- Competition Teams – YTC, TC Pro, Lil Dynamites, Project Swag, Elementz

Showcase 3 – Act 1

- Ballet 4 & 5 Tuesday & Saturday
- Ballet 6 & 7 & 8 Thursday & Saturday
- Contemporary 3 & 4
- Hip Hop 4
- Jazz 4 & 5 Tuesday & Saturday
- Jazz 6, 7 & 8 Thursday & Saturday
- Open Contemporary
- Senior Open Jazz
- Senior Open Hip Hop
- Tap 4, 5, 6, 7 & 8
- The Company
- Competition Teams - YTC, TC, TC Pro, Elementz, District 37, Project Swag, Republic 2.0

Process for arriving and collecting your child at the venue for the dress rehearsal

Step 1: Please bring your child to the venue dressed in their costume (dance shoes should be bought in a labelled bag so they can change into them once they are backstage). Students performing in more than one routine are to arrive in their first costume (a running order will be provided closer to the date) with all other costumes in a clearly labelled costume bag.

Step 2: The venue has an extremely large carpark that will accommodate all families and once finding a park please make your way to the backstage entrance which is located down the LEFT HAND SIDE of the venue. You will be greeted by the production volunteers and staff that will check your child in before escorting them to the backstage area where we will prepare them for the rehearsal. Please assure you allow enough time for parking and dropping off your child as the times listed above indicate the rehearsal starting time, not arrival time.

Please note that we hold the safety of all students at high regard, therefore only approved volunteers and staff are permitted backstage. If you would like to help backstage, please email Kristy at pa@acpa.com.au and or refer to the section "Parent/Guardian Volunteers"

Step 3: Due to a tight schedule the rehearsal for each showcase will commence on time and all students will have the opportunity to perform on stage making them feel extra confident for the night of the performance.

Once students have performed their routine a notification will be uploaded into the "Band App" to alert parents. Students may be collected from the same area they were dropped off. Students must take their costumes home therefore please ensure to check your child's costumes prior to leaving to avoid any missing items. Students will only be allowed to leave the carpark area if they are accompanied by a parent or guardian.

What is required

All students will be required to bring the following items:

- Costumes, packed neatly and labelled
- Footwear
- Stockings and skin tone underwear
- Healthy snacks and water bottle
- Any medication of necessary, please email Andi at info@acpa.com.au prior to the day so we can pass this onto our first aid manager.

Performance presentation

Our end of year showcase is a professional production, and it is important that our performers presentation is unified. We therefore ask that all students adhere to our hair and makeup requirements for the performance.

Female Hair Requirements

Dance Star students

Hair is to be up and off their face in a bun, ponytail, pigtails, any style that suits your child as long as we can see their gorgeous faces!

Minnies and Mini Troupe students

Hair is to be up in a high slick bun (with a bun net) - U Shaped hair pins are best for a neat bun and can be purchased at any chemist or dance store.



All Junior Tap, Jazz & Hip Hop classes

All Tap, Jazz, Hip hop, Musical Theatre, Contemporary & Performance team students

Hair is to be in a slick low ponytail, parted on the Left Side

Please use a straightening iron to straighten the ponytail. A small amount of hair to be wrapped around the base. No hair accessories unless provided with costume



All Ballet Students level 1 and up

Hair is to be in a slick low bun, parted on the Left Side (with a bun net)




Changing hair styles:

We appreciate that some students may have to change their hairstyle during the end of year performance (e.g., from a low ponytail to a low bun). As we have limited helpers, please ensure students practice this at home and bring the correct accessories for each hairstyle (e.g., ballet bun pins, hair elastics, bun nets, a brush and hairspray)

If your child has numerous hair and costume changes then we would encourage you to assist backstage.

Male Hair Requirements


All male students are to ensure their hair is neat and tidy and off their face. Products must be used if hair is longer on the top. The use of hair ties may be required if your hair is long, please ask your teacher for guidance.




Make-up Requirements

All students except Dance Star students will be required to wear make-up for the end of year production. We appreciate this may be a new experience for some families and if you require any assistance or guidance please speak to your teacher and or see Andi at reception. We are more than happy to assist.

Junior Students:



All Tap, Jazz, Hip hop, Musical Theatre, Contemporary & Performance team students:



Costumes

All students are measured for costumes in Term 3 and will be distributed over the course of term 4. Costumes will be tried on in class and any issues will be rectified. Our costumes are purchased from numerous Australian and International websites and not custom made, therefore we will do our very best to find the right size to fit your child. Some costumes are meant to be tightly fitted whilst others loose and with some of them feeling uncomfortable due to the fabric and or embellishments. Please note that this does not mean it doesn't fit, we will certainly exchange or make alterations to any costumes we feel necessary.

A costume notice will be provided for each class and will include any additional items that may need to be purchased, such as shoes, socks or accessories. The amount allocated for each costume needs to cover numerous costs such as the costume, freight, administration, etc and therefore may not allow for us to include all items however we certainly will do our very best to work within the budget set.

All students will be required to bring their costumes to rehearsal #1 at the ACPA studio, the technical rehearsal at the venue and on the day of the performance. It is extremely important that you label all items of clothing. We strongly suggest students with multiple costumes to have them organised into separate clear costume bags that are labelled. Student with quick changes are recommended to bring a large plastic labelled bag or small tub to put their costumes in.

Stocking, Socks & Underwear

All female students participating in jazz, ballet, contemporary and tap must wear tights whilst performing on stage, it is advised that each student has a backup pair in the event of a hole or run. Please see below the list of tights for each genre that are to be purchased from us at reception:

- Ballet – Footed pink ballet tights
- Jazz – Footed tan gloss tights
- Tap – Footed tan gloss tights
- Contemporary – Stirrup tan gloss tights
- Acro - Stirrup tan gloss tights

Spare tights will be taken to the venue just in case. In the instance your child requires a pair on the performance night it will be added to your account and must be paid immediately.

Students that are required to wear socks for the performance, please make sure they are long enough and cover all of your leg when dancing. Ankle or no-show sock are not to be worn (unless directed in the costume notice).

All students MUST have skin tone underwear to wear underneath their costumes and tights. For female students (if required), please wear a skin tone dance bra underneath your costumes and or a body stocking.

Footwear

The costume notice will advise you as to what footwear is required for your costume. Please read this notice carefully as different colours may be required.

Please see below pictures to assist you:

Jazz & Music Theatre – tan or black (costume notice to confirm)



Ballet girls – pink leather



Ballet boys – black canvas



Tap – Girls Junior – Level 3 & up



Tap – All Boys & Girls level 4 & up



Acro & Contemporary

- No footwear required

We look forward to seeing you there 😊